

1.0 PERFORMANCE

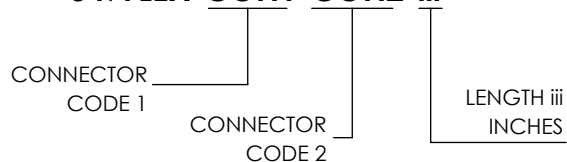
FREQUENCY: SEE TABLE 1
 NOMINAL IMPEDANCE: 50 OHMS
 DWV: 325 Vrms @ 60 Hz
 TEMP. RANGE: -55/+100°C
 VSWR < 1.40:1 MAX

2.0 MATERIALS

CONNECTORS: SEE TABLE 1
 MARKERS: HEAT SHRINK
 STRAIN RELIEF: HEAT SHRINK
 SOLDER: LEAD FREE

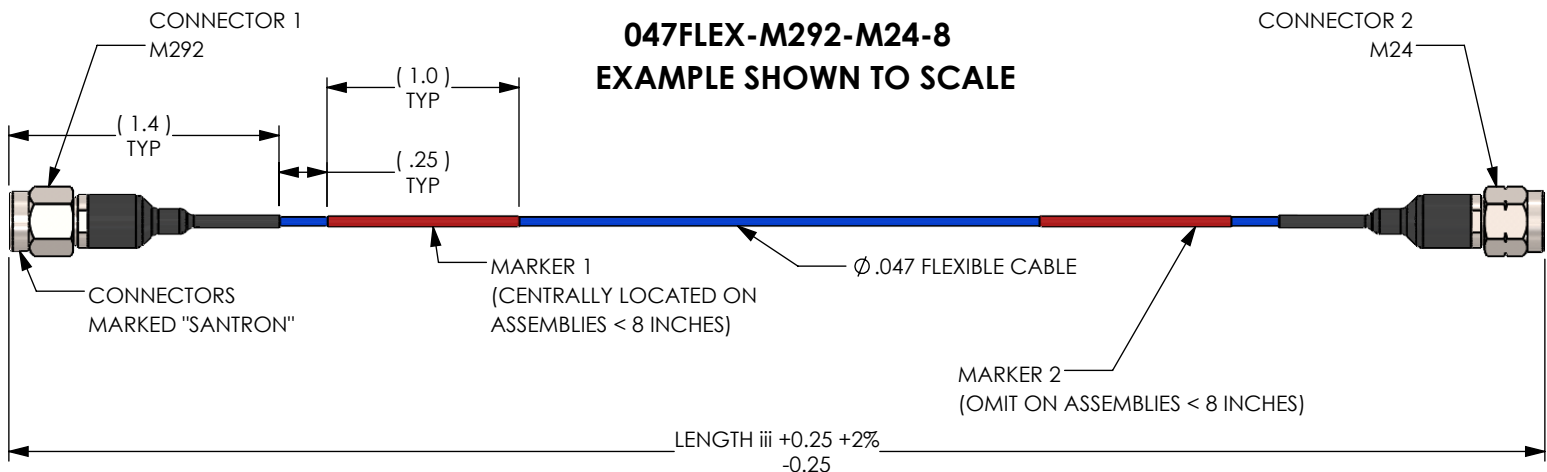
3.0 ORDERING INFORMATION

047FLEX-CON1-CON2-iii



DWG NO.		REV.
OL-047FLEX-CON1-CON2-1		A
MARKER DETAILS		
MARKER 1	047FLEX-CON1-CON2-iii REV X WW/YY SNXXXX	
MARKER 2	 WWW.SANTRON.COM	

047FLEX-M292-M24-8
EXAMPLE SHOWN TO SCALE

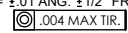
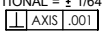



REVISIONS					
REV.	DESCRIPTION	DISP	DATE	DRAWN	APPROVED
A	RELEASE	NEW	5/2/24	NBS	NBS

TABLE 1: CONNECTORS

CONNECTOR CODE	SERIES	SAN-TRON P/N	MAX FREQUENCY (GHz)	TYPICAL INSERTION LOSS @ MAX FREQUENCY
M292	2.92mm MALE (TYPE K)	2901-47-PJ	40	0.23dB/in + 0.4dB
M24	2.4mm MALE	4201-02-PJ	50	0.26dB/in + 0.4dB
M185	1.85mm MALE	5301-02-PJ	67	0.30dB/in + 0.4dB

This drawing and any information or descriptive material set out on it are the confidential and copyright property of SAN-TRON, INC. © and MUST NOT BE DISCLOSED, COPIED, LOANED in whole or part or used for any purpose without the written permission of SAN-TRON, INC.

UNLESS OTHERWISE SPECIFIED: ALL DIMENSIONS ARE IN INCHES. ALL DIMENSIONS ARE AFTER PLATING.
 .XXX = ±.005 ALL MACHINED SURFACES $\sqrt{32}$ MAX.
 .XX = ±.01 ANG. ±1/2" FRACTIONAL = ± 1/64
 

Projection Method: **THIRD ANGLE**


REMOVE ALL BURRS AND SHARP EDGES .005 MAX

Company Confidential

Description: STANDARD CABLE ASSEMBLY, Ø .047 FLEXIBLE CABLE, VARIOUS CONNECTORS

Legal Owner: **SAN-TRON, INC.**
 4 TURNPIKE ROAD, IPSWICH MA USA 01938
 TEL: 978-356-1585 FAX: 978-356-1573
 WWW.santron.com EMAIL: santron@santron.com

Designed by: NBS	Design Date: 2/14/2024
Checked by: JL	Checked Date: 5/2/2024
Approved by: NBS	Approved Date: 5/2/2024

CAGE CODE: 50896 Sheet: 1 of 1